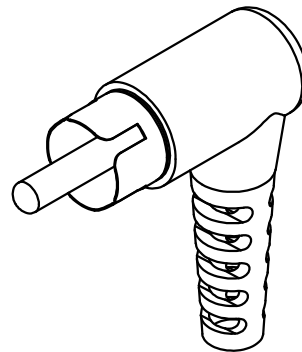
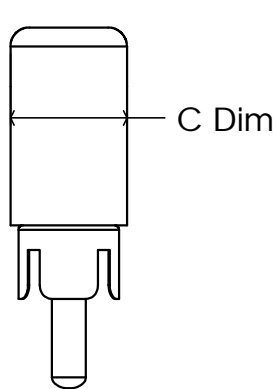
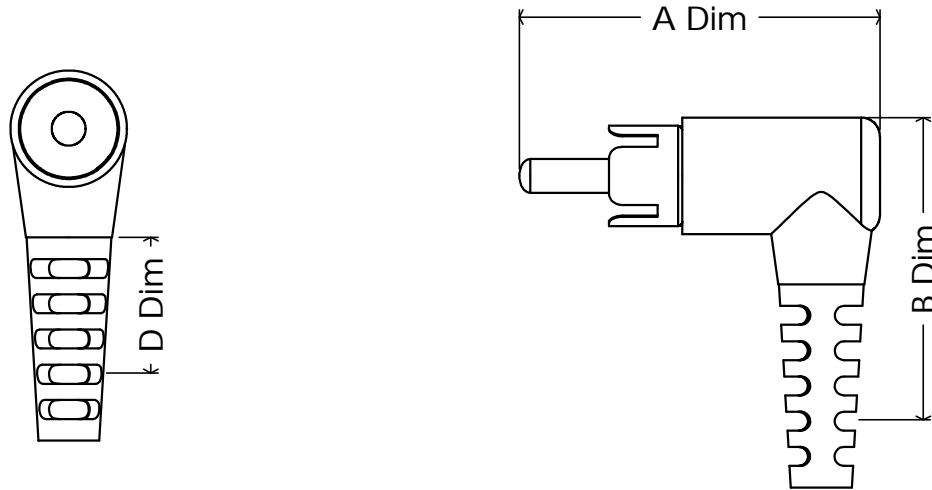


REVISIONS				
ZONE	REV.	DESCRIPTION	DATE	APPROVED



Connector	Flex P/N	Solid P/N	Dim A	Dim B	Dim C	Dim D
1/4" Plug	1466040	1466012	2.58	1.28	0.45	0.50
1/4" Jack	1466039	1466011	1.81	1.31	0.52	0.50
2.5mm Plug	1466041	1466013	1.04	0.87	0.28	0.50
2.5mm Jack	1466042	1466014	1.06	1.11	0.36	0.50
3.5mm Plug	1466043	1466015	1.24	0.98	0.30	0.50
3.5mm Jack	1466044	1466016	1.06	1.11	0.36	0.50
Banana Plug	1466102	1466062	1.76	1.08	0.35	0.50
Banana Jack	1466101	1466061	1.29	1.13	0.46	0.50
DC Plug	1466103	1466063	1.17	1.07	0.33	0.50
DC Jack	1466104	1466064	1.17	1.13	0.45	0.50
RCA Plug	1466045	1466017	1.33	1.12	0.43	0.50
RCA Jack	1466046	1466018	1.04	1.47	0.44	0.50
XLR Plug	1466105	1466114	2.33	1.78	0.76	0.50
XLR Jack	1466106	1466066	2.83	1.78	0.76	0.50

Dimensions are subject to change.		DIMENSIONS ARE IN INCHES TOLERANCES: FRACTIONAL ± ANGULAR: MACH ± BEND ± TWO PLACE DECIMAL ± THREE PLACE DECIMAL ±	NAME	DATE	ISC Engineering 1730 Evergreen St Duarte, CA 91010 Ph: 626-357-8112 Fax: 626-357-6778 www.iscengineering.com www.overmoldtooling.com
PROPRIETARY AND CONFIDENTIAL			DRAWN	R FIERRO	
THE INFORMATION CONTAINED IN THIS DRAWING IS THE SOLE PROPERTY OF ISC ENGINEERING. ANY REPRODUCTION IN PART OR AS A WHOLE WITHOUT THE WRITTEN PERMISSION OF ISC ENGINEERING IS PROHIBITED.		CHECKED			
		ENG APPR.			
		MATERIAL	--		Various Audio 90° Overmold
		FINISH	--		
NEXT ASSY	USED ON	COMMENTS:			
APPLICATION		DO NOT SCALE DRAWING			SIZE A DWG. NO. _____ REV. _____ SCALE: 2:1 WEIGHT: _____ SHEET 1 OF 1